



Kabel anlöten: (DC analog -> DC digital)
Solder cable

* Analog
analog

Digital *
digital



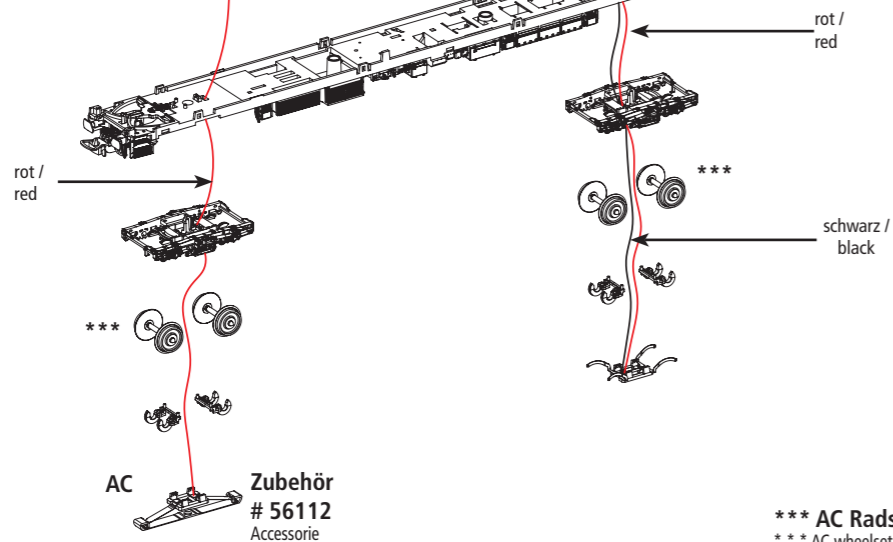
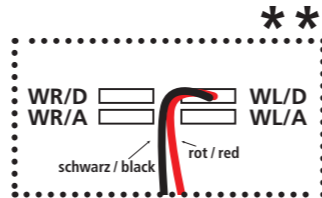
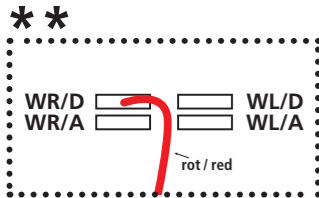
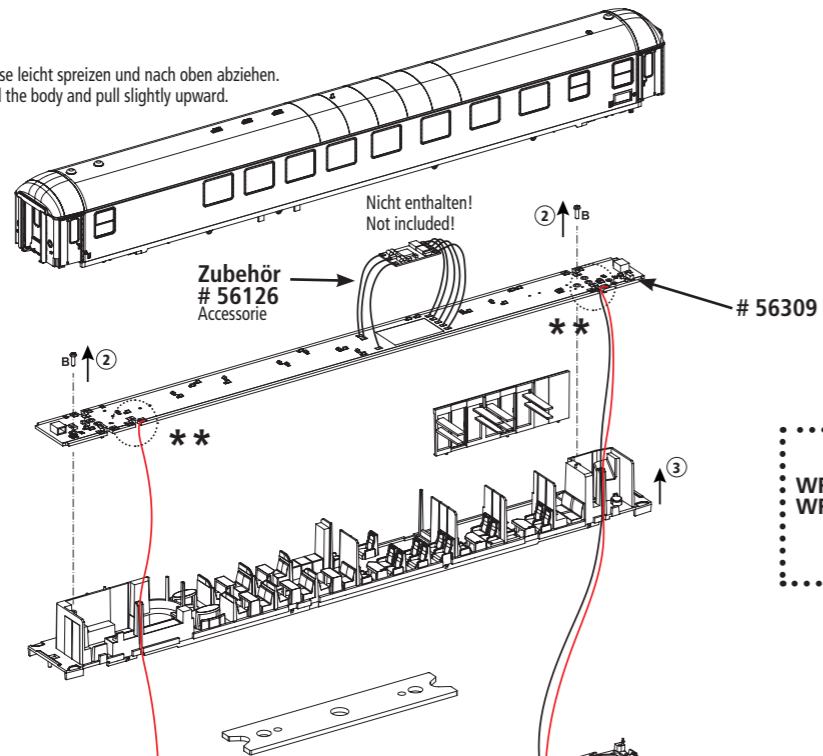
Decoder # 56126 anlöten
solder decoder # 56126



zu verwendende
Schraubendreherarten /
Types of screwdrivers to use
B = PH00

DC -> AC, digital

Gehäuse leicht spreizen und nach oben abziehen.
Spread the body and pull slightly upward.



*** AC Radsätze: # 56061
*** AC wheelset: # 56061

AC
Zubehör
56112
Accessorie

BELEUCHTUNGSBAUSATZ FÜR IC SPEISEWAGEN # 56309



Instructions for use

Wichtige Informationen sind in der Verpackung und in der Anleitung enthalten.
Bitte bewahren Sie diese auf.

